

# Kent Airport Bump Rail



Kent Stainless Bump Rails are perfect alternative to, or complement for, our Wall Guards and Corner Guards

The floor mounted version, KABR-50 helps with surfaces that are not suitable for wall mounting - along glass partitions for example. This Airport style Tubular Bump Rail is typically supplied mounted on flat bar posts with a circular base plate and countersunk fixings.

The base plates can be surface mounted, or bolted to the subsurface below the tiled floor.

**Features:**

- 2mm thick steel
- 320 grit satin finish
- Base plate can be secured above or beneath floor tile
- Grade 304L stainless steel as standard



Flush Weld End Cap  
Straight or turned in




Hidden Sleeve Joint



1,2 & 3 Metre Lengths

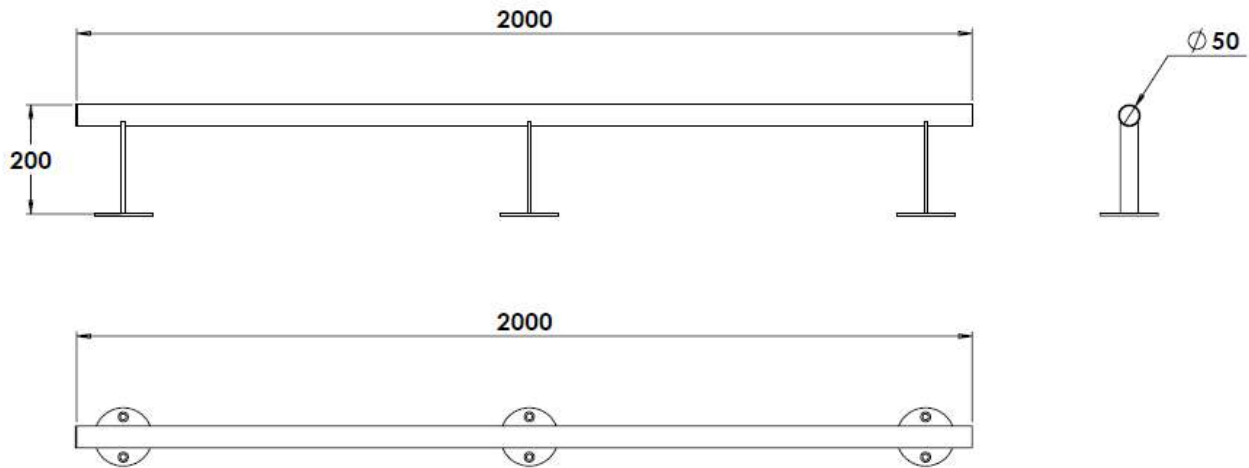


Internal & External  
Corners



Visible or Hidden  
Base Plate

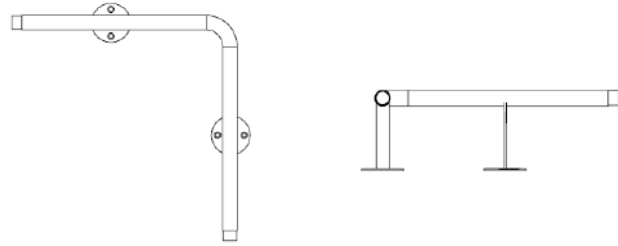
**KENT AIRPORT BUMP RAIL**



Product Code	Length	Height	Diameter
Kent Airport Bump Rail KABR-50	1000mm	200mm	50mm
Kent Airport Bump Rail KABR-75	1000mm	300mm	75mm
Kent Airport Bump Rail KABR-50	2000mm	200mm	50mm
Kent Airport Bump Rail KABR-75	2000mm	300mm	75mm
Kent Airport Bump Rail KABR-50	3000mm	200mm	50mm
Kent Airport Bump Rail KABR-75	3000mm	300mm	75mm

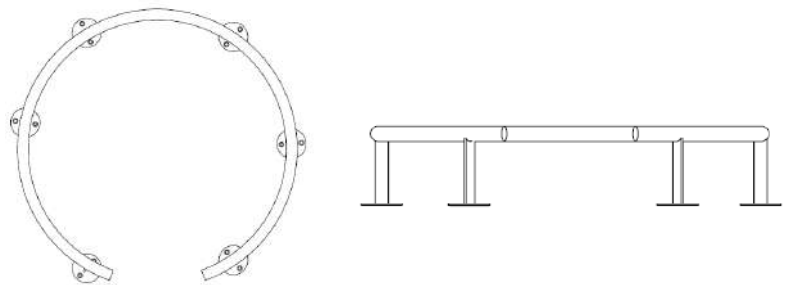


**Corner Section**



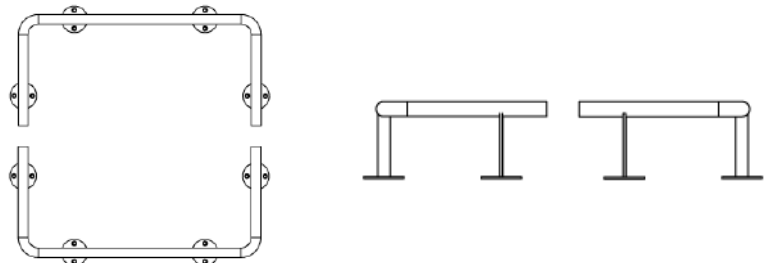
Append (CS) Kent Airport Bump Rail KABR 50 (CS) 90deg.  
State Angle From 45deg. to 135deg.

**Circle Column**



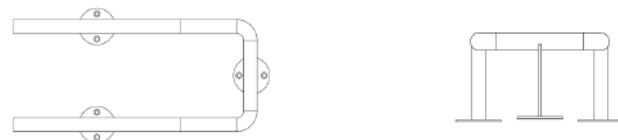
Append (CC) Kent Airport Bump Rail KABR 50 (CC) 2,000mm $\varnothing$   
State Diameter 1,000mm to 2,000mm

**Square Column**



Append (SC) Kent Airport Bump Rail KABR 50 (SC) 1,000mmx1,000mm  
State Length & Width 500mm to 1,000mm

**U-Bend Section**



Append (UB) Kent Airport Bump Rail KABR 50 (UB) 250mm  
State Width 250mm to 500mm

Specify

**Choose your steel:**  
Grade 304L Stainless steel  
Grade 316L Stainless steel

**Customise your size, or go with our standard 1000mm x 200mm x 50 mm (See size chart page 2 for dimensions)**

**Specify:**  
Kent Airport Bump Rail (KABR 50); Grade 304L Stainless Steel; L:1000mm, H: 200mm, W:50mm; 2mm Thick Steel; Satin Finish 320 Grit Polish; Visible Base Plate.

**Choose your thickness:**  
2mm  
3mm

**Choose your base:**  
Visible Base Plate  
Buried Flange



## **Maintenance of Stainless Steel**

Clean the stainless steel components using warm water with a mild detergent with a non-abrasive cloth or sponge. Heavier stains may require the use of a nylon-scouring pad or a stainless steel cleaner.

To remove paint or graffiti use a cloth and Alkaline or solvent paint strippers according to type of paint. In the case of a bead blasted finish, where abrasive cleaning is required, always use a random circular rubbing action with a cloth.

In the case of brushed finishes the surface consists of uniform fine 'scratches' running in one direction so where abrasive cleaning is required always use a straight back and forward rubbing action in the direction of the grain using soap and warm water.

Rust spots or 'tea stains' can occur on the surface of the material, these are normally caused by contamination from ordinary mild steel, particularly in areas where construction work has been undertaken. Such stains can be removed using Rust Remover 410.

In cases where the surface is severely stained because of severe environmental conditions or scratched due to misuse, it may still be possible to restore the original finish using chemicals such as Oxalic Acid solution. There are many stainless steel polishes available to enhance the surface finish.





**Kent Stainless Ltd**

Ardcavan, Wexford, Ireland

**TEL NO:** +353 53 9143216  
**UK FREEPHONE:** 0800 376 8377  
**FAX:** +353 53 9141802  
**WEB:** [www.kentstainless.com](http://www.kentstainless.com)  
**EMAIL:** [info@kentstainless.com](mailto:info@kentstainless.com)



**Kent**  
STAINLESS